


Team Roles and Expectations


RECOMMENDATIONS

1. Print role cards on colored paper




The feedback tracker card is the only one with a front and back

2. Laminate cards



3. Allow students to record feedback on cards with dry-erase markers



4. Use the "Teacher Tracker" for easy assessment of teamwork during the activity

Teamwork Teacher Tracker					
Name of Group Leader	Students absent from group	TOP STRENGTHS (#/r numbers from bank)	TOP GROWTH AREAS (#/r numbers from bank)	LEADER	NUMBER BANK
1					1. Reads each question aloud
2					2. Uses background knowledge/ context clues to start discussion
3					3. Manages time wisely
4					4. Represents things that are confusing
5					5. Builds group consensus (agreement) on the answers
6					6. Encourages everyone to participate in the discussion
7					7. Makes sure everyone is on the same question
8					8. Ensures everyone understands the answers
9					9. Ensures team does not stay stuck for long
10					10. Asks for help from other groups
					11. Teaches group how to solve the problem after getting help
					12. Shares out answers during class discussion
					13. Fills out feedback card honestly
					14. Shares out feedback verbally with group

Use this space (and back) to record quotes from students that demonstrate effective teamwork. Use these quotes for shout-outs later on in class.
 - EXAMPLE: (Student name), "Let's wait for everyone to finish before we move on to the next question."
 - EXAMPLE: (Student name), "It looks like we have 5 minutes remaining. Let's stay on pace."